

ADVANCED COLLECTION

SECTIONAL GARAGE DOOR

Panelmasta®



Panelmasta Contemporary



When you buy Panelmasta® your buying strength and reliability at an economical price - making them the ideal choice for the price conscious renovator or builder.

The Panelmasta® range comes in three styles with a large range of colours and window designs available. Each door is tailor made to suit your home and comes with a range of features that provide strength and durability.

FULLY ENCLOSED STILES

SMOOTH & DURABLE OPERATION

STEEL HINGES & TRACK

BOTTOM WEATHERSEAL

THREE STYLES



Doors & Openers®

THERE'S SO MUCH MORE BEHIND A B&D DOOR

Call **13 62 63** or visit www.bnd.com.au for further information

*For full warranty conditions see back page.



Panelmasta®



Panelmasta Caprice



Panelmasta Classic

AESTHETICS

- Choice of three styles.
- Optional window designs available.
- Wide range of colours.
- Choice of woodgrain or smooth finish.

WEATHER PROTECTION

- Soft, pliable bottom weatherseal helps stop leaves and rain entering under the door.

SMOOTH, QUIET OPERATION

- Nylon wheels for smoother, more durable operation.
- Hi-tensile box section door stiles, bonded with adhesive to the door panel, minimising the transmission of sound.

STRENGTH AND DURABILITY

- Springs designed for 10,000 cycles.
- Heavy duty galvanised steel hinges and door track.
- Reo endcap protects against cuts caused by Reo edging.

SIZE TO SUIT EVERY HOME

- Available in sizes up to 7100mm wide.
(Contemporary max size 6100mm wide)
- Suit openings up to 3050mm high.

WARRANTY

12 month warranty for complete door and parts in domestic and industrial/commercial applications, surface (excludes salt corrosion).

SEE IT FIRST

Design your own Panelmasta door, on your house, selecting your choice of style, colour and window options in the door Design Centre at www.bnd.com.au.

**As with all types of garage doors, for optimal trouble free performance and safety, we recommend you have your door serviced annually.*



THERE'S SO MUCH MORE BEHIND A DOOR



Stiles



Weatherseal



Nylon wheels



Hinges



Classic

CLASSIC

The Panelmasta Classic features the traditional square, raised patterns, ideal for Federation or Georgian style homes. Windows can be added to allow light to enter the garage and enhance the look.



Caprice

CAPRICE

The Panelmasta Caprice is an attractive, wider, raised pattern designed for those who prefer fewer patterns across the panels. Enhance the look of the door by adding windows.



Contemporary

CONTEMPORARY





















































The Panelmasta Contemporary has fine lines pressed into each panel. Its simple design makes it ideal for contemporary house styles.

WINDOW STYLES

Add light to your garage with optional windows available for the Panelmasta Classic and Caprice styles of doors.

Note: Windows are not available for Colorgrain doors.

| | PANELMASTA CAPRICE WINDOW STYLES | | | |
|-------------------|---|---|---|---|
| 2 Pattern Sunrise |  |  |  |  |
| 4 Pattern Sunrise |  |  |  |  |
| Cathedral |  |  |  |  |
| Colonial |  |  |  |  |
| Sherwood |  |  |  |  |

| | PANELMASTA CLASSIC WINDOW STYLES | | | | | | | |
|-------------------|--|---|---|---|---|---|---|---|
| 4 Pattern Sunrise |  |  |  |  |  |  |  |  |
| 8 Pattern Sunrise |  |  |  |  |  |  |  |  |
| Cathedral |  |  |  |  |  |  |  |  |
| Colonial |  |  |  |  |  |  |  |  |
| Sherwood |  |  |  |  |  |  |  |  |
| Ruston |  |  |  |  |  |  |  |  |
| Winston |  |  |  |  |  |  |  |  |

Panelmasta®

B&D have a range of accessories to increase the functionality of your B&D door or opener.

Call us on **13 62 63** or visit **www.bnd.com.au** for the complete range of B&D products and accessories.



GDO-11

ENJOY THE CONVENIENCE

For easier operation of your Panelmasta door, add an Automatic Technology garage door opener. Designed to perfectly suit your door, the GDO-11 Overhead Opener provides:

- Convenience – one push of the remote button and you drive straight into your garage.
- TrioCode™ technology – a revolutionary coding system that provides enhanced reliability and security. When you push your transmitter button, you can trust your door will opener.
- Comfort – no more lifting heavy doors.
- Value – adds value to your home.
- Safety – forget getting out of the car on those dark or rainy nights. The courtesy light also allows you to see inside the garage.
- Security – protection for yourself and your property with a positively locked garage door.
- Low standby wattage – saving you money on your power bill, and reducing greenhouse gas emissions.

LIMITED HEADROOM

Do you want all the benefits of a B&D door, but don't have the headroom for a normal garage door? Try a B&D Flex-A-Door®. It's the perfect alternative when you are looking to replace your existing tilt door, or in situations where you have restricted headroom in your garage or carport.

For more information visit **www.bnd.com.au**.

YOUR **B&D REPRESENTATIVE IS:**

International Customers call **+61 2 9722 5555**
fax **+61 2 9771 6385** or email **bndint@bnd.com.au**

B&D Doors has offices servicing all states.
For more details on this product or our other ranges,
call **13 62 63** or visit **www.bnd.com.au**

- Panelmasta doors, in normal residential use, are covered by a 12 month warranty for all components and associated labour, conditional on proper care, as recommended in the door's handbook. Full details of the warranty are available from www.bnd.com.au. 12 month warranty only applies to doors purchased and installed in Australia or New Zealand. Warranty only valid if warranty conditions are met.
- For areas within one kilometre of a corrosive environment eg. salt air or industrial fallout, special care and maintenance are generally required for metal products. Consult B&D or your B&D Accredited Dealer for advice.
- The company reserves the right to make changes or improvements to the products or accessories without notice and without incurring any obligation to make similar changes or improvements to goods previously ordered. Specifications subject to change without notice.
- B&D strongly recommend the use of Woodgrain finish on all steel sectional doors above 4900mm in width. The Smooth finish when used in conjunction with darker colours may produce irregularities in the panel finish. Please consult B&D Doors or an Accredited dealer for more information.
- Prefixed Trademarks are trademarks of B&D Australia Pty Ltd.
- B&D products have many patents and registered designs applicable.
- While BlueScope Steel Limited is our preferred supplier, steel products from other sources may also be used.
- Window frame / trim colour may vary slightly to door colour.
- Details correct at date of publication.



Doors & Openers®

THERE'S SO MUCH MORE BEHIND A B&D DOOR

an **alesco** company